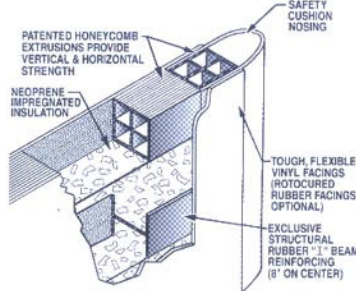


### Series FD Flexible Door



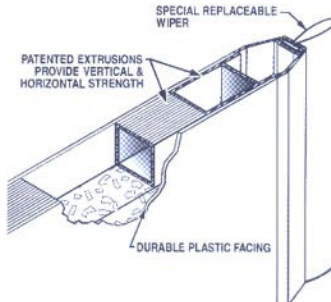
#### AVAILABLE COLORS



### Standard Door Body Features

- Flexible rubber I-beams bonded to flexible panel facings.
- Tough abrasion resistant 1/8" thick USDA PVC (Model FD-P) facing available in a choice of attractive colors. Model SFD-P features a bonded rigid USDA-approved ABS plastic facing. Model FD-R available in black rubber only.
- Flexible foam core insulation.
- Durable, 14"w x 16"h clear plastic windows for maximum safety. Optional sizes available.
- High impact flexible profiles with flexible rubber nosing.

### Series ID Rigid Door



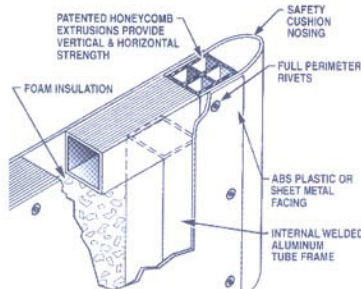
#### AVAILABLE COLORS



### Standard Door Body Features

- Exclusive ultra-sonic welding process bonds the door body to the facing without glue or mechanical fasteners.
- Tough abrasion-resistant 1/8" thick USDA-approved ABS plastic facing available in a choice of attractive colors.
- Rigid foam core insulation.
- Durable, 14"w x 16"h clear plastic windows for maximum safety.
- High impact profiles with replaceable flexible wipers.
- 1-1/4" (Model ID-RL) or 1-3/4" (Model ID-R) thickness available.

### Series ALD Rigid Door



### Standard Door Body Features

- Features a continuously welded tubular aluminum sub-frame forming a light-weight rigid door body.
- Available in a choice of several panel facings bonded and mechanically fastened: 1/8" rigid USDA plastic facing (Model ALD-P); 16 ga. aluminum (Model ALD-A); and, 18 ga. stainless steel (Model ALD-S).
- Flexible foam core insulation.
- 14"w x 16"h clear, double pane plastic vision area for maximum safety. Optional sizes available.
- Flexible rubber nosing.